


# **HIGH SPEED MONOHULL PASSENGER VESSEL**



**WATER TAXI - 60 PAX**



## MAIN PARTICULARS


MATERIAL	GRP
LOA	12.88 M.
BOA	4.22 M.
FUEL CAPACITY	2X850 LT.
SPEED (FULL LOADED)	30 KNTS.
MAX. PAX	60 PAX.
MAIN ENGINES	2X380 HP CUMMINS

THIS PASSENGER MONOHULL VESSEL HAS BEEN DESIGNED ACCOMMODATE THE MAXIMUM PEOPLE IN THE MINIMUM SPACE WITHOUT WAIVE TO OFFER A COMFORTABLE ACCOMMODATION FOR UP TO 60 PAX (DEPENDING ON VERSION).

THERE ARE TWO ROWS OF SEATS WITH A CORRIDOR IN THE CENTRELINE BETWEEN THEM THAT LEADS TO THE BRIDGE IN THE AFT PART OF THE DECK.

A COMPLETELY WELL EQUIPPED OPEN BRIDGE IS LOCATED AT THE ASTERN OF THE BOAT (ELECTRONIC EQUIPMENT DEPENDING ON THE VERSION) AND INCLUDES A TOILET INTO ITS FORE PART.

THE VESSEL HAS BEEN FITTED WITH TWO 380 HP CUMMINS MAIN ENGINES TO REACH A CRUISING SPEED OF 30 KNOTS (FULL LOADED).





**EACH HULL OF THE VESSEL IS SUBDIVIDED INTO FOUR COMPARTMENTS:**

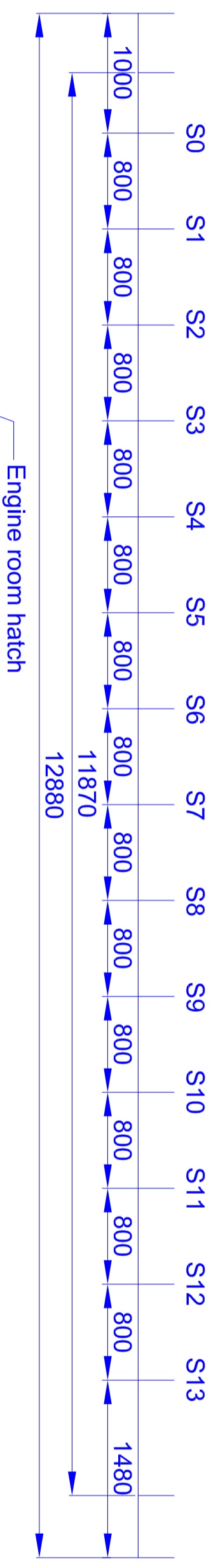
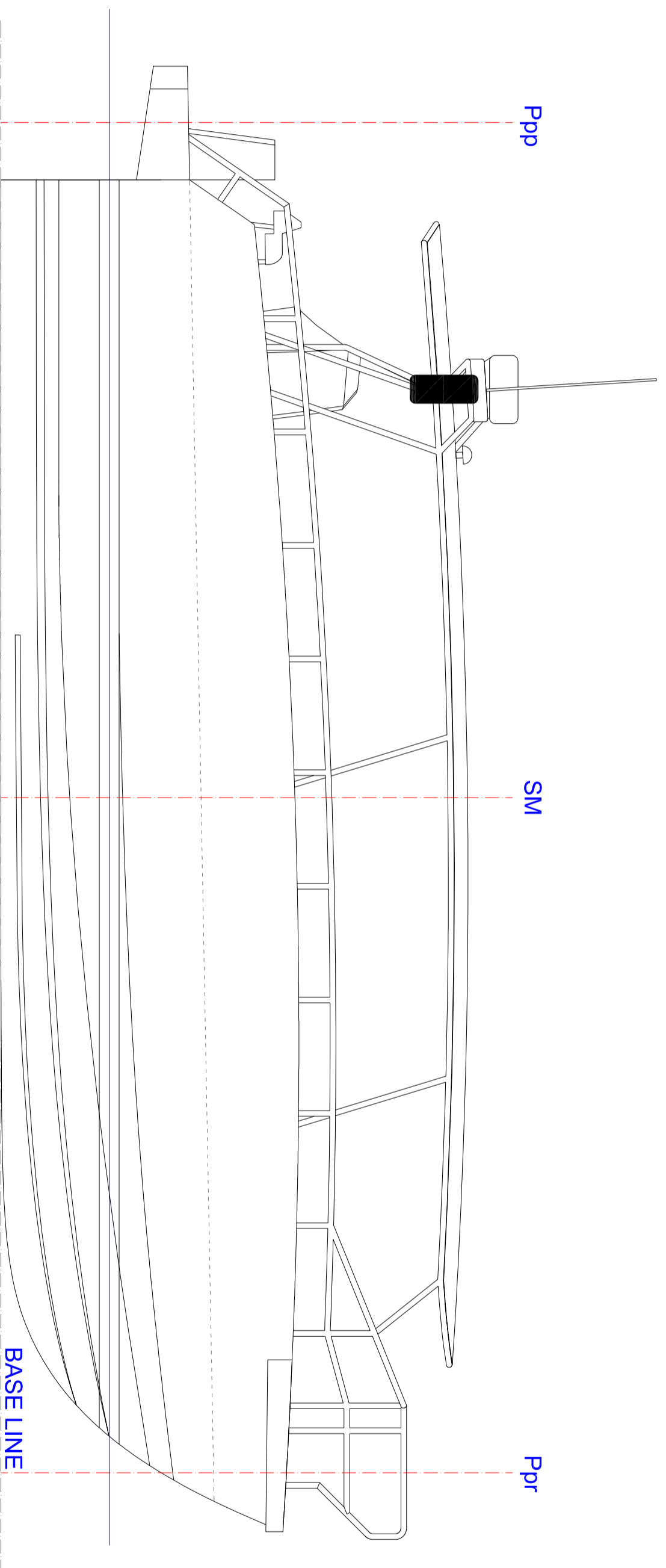
- FORE PEAK.
- FUEL COMPARTMENT.
- LOCKER.
- ENGINE ROOM.

**THE VESSEL HAS BEEN DESIGNED INCLUDING A MAIN ACCESS IN THE FORE PART TO ALLOW BOARDING OR LEAVING THE BOAT.**

**ENGINE ROOM INCLUDES:**

- 2x380HP CUMMINS MAIN ENGINES.
- WET EXHAUST.
- HYDRAULIC STEERING SYSTEM AND RUDDERS.
- FIRE FIGHTING MAIN PUMP.
- BILGE WATER MAIN PUMP.





**MAIN PARTICULARS**

Length overall (LOA) 12880 mm.  
 Length between perpendiculars (Lpp) 11870 mm.  
 Beam overall (BOA) 4220 mm.  
 Beam (B) 4220 mm.  
 Depth (D) 1760 mm.

Bridge  
 Toilet  
 Engine room hatch  
 Fuel tanks room hatch  
 Locker room hatch

1	21/08/2018	Initial drawing	J.P.Blanco	J.P.Blanco
Nº	Date:	Modification:	Drawn:	Checked:
Vessel: AUXINAVY WATER TAXI				
Drawing: GENERAL ARRANGEMENT				
Drawing number: WATA-GA-P01-V01				
Escala: A2 - 1/40				